



CE1 Winter Break 2024 Holiday English Homework

Dear parents,

The new year has officially begun and we're off to enjoy our Winter Break. To make sure the children have learned what we've talked about so far in class, I have put together a Holiday work packet that includes a creative story writing exercise as well as some worksheets, all outlined below.

Their holiday homework will include:

- **Winter Break Activity Booklet**

- REQUIRED :
 - *Spin a Silly Story*
 - Story Mapping Boxes worksheet
 - Rough Draft
 - Parents : Please read and correct your child's story. Make sure to pay attention to formatting (the first line of the paragraph should be away from the edge), punctuation and spelling.
 - Final Draft
 - Students should neatly rewrite their stories.
 - Worksheets
 - Recognising Nouns
 - Is It a Noun or Is It a Verb?
 - Regular and Irregular Verbs in Sentences
 - Sorting Adjectives
 - OPTIONAL WORKSHEETS FOR BONUS POINTS:
 - Changing Tense
 - Adjectives word search
 - Adjectives or Adverbs
- Note: There will be NO spelling worksheet and NO spelling test when we return to class.
 - Oxford Reading Tree books & worksheets (can be found in Reading Folder)





Beyond the homework, please be sure to include English in their daily activities: in conversation, television, reading together, etc.

Student will also be encouraged to share something about their holiday with the class when they return. They should bring either a postcard, a photo or a small trinket they'd like to talk about. They will be expected to speak for 2-4 minutes in front of the class. The students should understand that this time, they will not be allowed to simply read from their Holiday Writing notebook.

Thank you for your cooperation and have a great holiday break!

Happy Holidays!
Mme Sunny HAMICHI



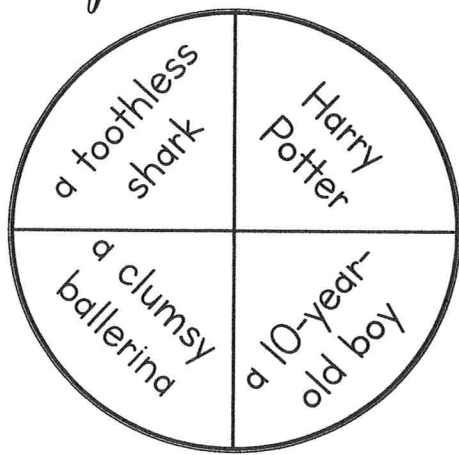
Spin a Silly Story

Story Mapping Boxes

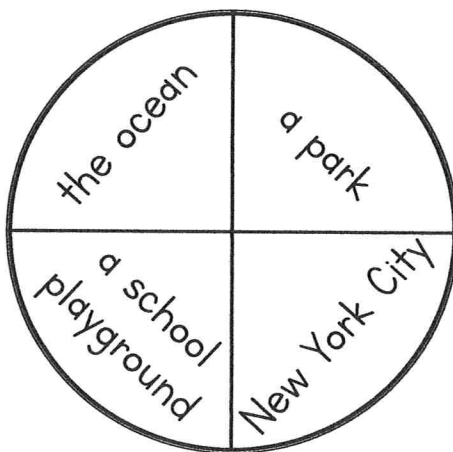
<p>Beginning</p> <p>What happens at the beginning?</p> <p>Who are the main characters?</p> <p>Where is it set?</p> <p>How are the characters feeling?</p>	
<p>Build up</p> <p>What happens next?</p> <p>How does the story hint at a problem?</p> <p>How are the characters feeling?</p>	
<p>Problem</p> <p>What is the problem within the story?</p> <p>How are the characters feeling?</p>	
<p>Resolution</p> <p>How is this problem resolved/sorted out?</p> <p>How are the characters feeling?</p>	
<p>Ending</p> <p>How does the story end?</p> <p>Does it end happily? Is there a twist to the plot?</p> <p>How are the characters feeling?</p>	

Spin a Silly story

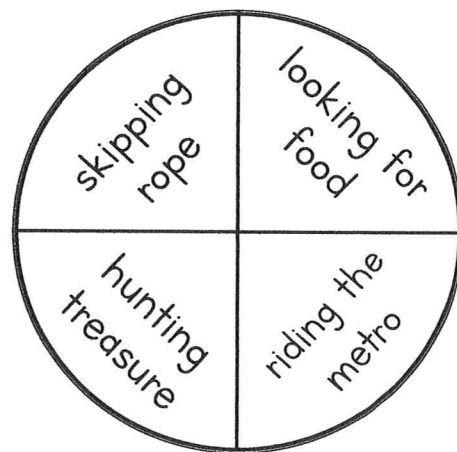
ROUGH DRAFT



character



setting



action

First, Using the Story Mapping Boxes worksheet, build the outline of your story.

Next, on this sheet, using what you decided on the Story Mapping Boxes worksheet, write the story out with a clear beginning, middle and end.

Make sure to write at least ^{CE: 3} 2 paragraphs with at least 4 sentences each.

Next, have someone make corrections to the story.

_____ title _____

Lined writing area with 25 horizontal lines.

Spin a Silly story

FINAL DRAFT

Final Draft Directions:

Rewrite your corrected story. Make sure to write neatly!
Pay attention to punctuation and spelling.

a toothless shark	Harry Potter
a clumsy ballerina	a 10-year-old boy

character

the ocean	a park
a school playground	New York City

setting

skipping rope	looking for food
hunting treasure	riding the metro

action

title

A series of 25 horizontal lines for writing, spaced evenly down the page.

Recognising Nouns


What is a noun?

A noun is a naming word for people, places or things.

Find the nouns in the passage and highlight them using the key below.

Is it a
person or
people?

highlight
yellow



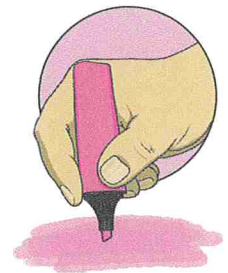
Is it a
place?

highlight
orange



Is it a
thing?

highlight
pink



Steven was getting ready for school. He brushed his teeth and ate his breakfast. He got his bag ready, put his jacket on and shouted, "See you later!" to his mum as he headed out the door and walked to the bus stop.

Steven met his friends, Kevin and Jim, at the bus stop and they waited for the bus together. Kevin and Jim lived quite close to Steven. Jim stayed in a house in Green Street, and Kevin lived in a flat on Sandy Road. They didn't wait too long for the bus to come. When the bus came, they gave the bus driver their money and went to find a seat. The bus was very busy!

Steven's first class of the day was science. He liked science because his teacher, Miss Jackson, was very funny. At lunchtime, Steven went to the dinner hall to buy his lunch. He bought himself some pasta and an apple, and went to sit beside his friends.

After lunch, Steven, Kevin and Jim had art and then history. In history, they learned about William Wallace and about Scotland's past.

At home time, Steven and his friends walked to the bus stop to get the bus home. They were all tired after their busy day!

Is It a Noun or Is It a Verb?

Some words can be used as both as nouns and verbs, which can get very confusing! Try and remember this little trick to help you use these particular words in different ways within your sentences.

The word '**point**' can be both a noun and verb.

To use '**point**' as a **noun**, put a **determiner** like '**a**', '**an**' or '**the**' before it,

e.g. Henry sharpened his pencil to **a point**. (noun)

To use '**point**' as a **verb**, put the word '**to**' before it,

e.g. The little girl started **to point** out of the coach window. (verb)

1. Read these sentences. Is the underlined word being used as a noun or a verb?
 - a) The group stood at the front of the class to present their debate speech. _____
Rubbing her eyes in disbelief, Nisha ran over to the present underneath the Christmas tree. _____
 - b) Dad was extremely pleased with the progress Billy had made in Year 6. _____
Victoria was trying to progress into the 100m backstroke final. _____
 - c) Holly was starting to suspect that her little brother had stolen the last chocolate biscuit. _____
After a long chase, the police officer finally caught up with the suspect. _____
2. Now, look at these sentences. Is the underlined word being used as a verb or a noun? Remember to look at the word before it to give you a clue.
 - a) The recycling club members were able to help the school caretaker by collecting all of the rubbish from the playground. _____
 - b) Mr Foster put a cover over his antique sports car in his garage. _____
 - c) During the literacy lesson, the children had to film their presentations. _____
3. Now, it's your turn. Use these words in two different sentences: one where the word is used as a noun and one where it is used as a verb.
 - a) Write a sentence using the word 'display' as a **verb**.

Regular and Irregular Verbs in Sentences

Use the list of present tense verbs below to work out the past tense verb that fits into each sentence.

play	paint	send	listen
write	have	see	eat
break	like	clean	smile
visit	watch	be	study
do	go		

1. I _____ for the test last night.
2. On the weekend I _____ football in the park.
3. Last week I _____ a letter to my friend.
4. Last night for dinner, I _____ steak and chips with vegetables.
5. My mum _____ when I gave her my surprise.
6. Last weekend, I _____ to the movies with my friends.
7. When I was at the shops I _____ my teacher from school.
8. On the way to school I _____ to my favourite band.
9. Last night, I _____ my homework after dinner.
10. Today during art, I _____ my best artwork ever!
11. Last weekend I _____ a sleepover with my friends.
12. I went to my first camp, and I _____ it.
13. On Monday, I _____ my grandparents.
14. I got in trouble yesterday because I _____ my mum's favourite vase.
15. When I got home from soccer, I _____ my dad a message to tell him I was home.
16. On the weekend, my sister _____ the whole house from top to bottom!
17. My mum let me stay up late and I _____ the end of the TV show.
18. He _____ going to let me join the game before I got angry.



Sorting Adjectives

afraid	elegant	glum	large	petrified	tearful
amused	enormous	gorgeous	merry	short	terrifying
beautiful	fearful	handsome	miniature	little	thin
cheerful	gigantic	haunted	minute	smart	tiny
creepy	glad	huge	miserable	spooky	upset
cute	gloomy	jolly	pleased	tall	wide

Sort the above adjectives into the correct boxes below.

Happy Words	Small Words	Pretty Words
Sad Words	Big Words	Scary Words

Changing Tense

Change these sentences to past tense.

1. There **are** two birds on the fence.

Yesterday, there _____ two birds on the fence.

2. I **am bringing** some orange juice to the party.

I _____ some orange juice to the party.

3. Tomorrow, Billy **is going** to see the dentist.

Yesterday, Billy _____ to see the dentist.

4. Sarah **jumps** over the fence.

An hour ago, Sarah _____ over the fence.

5. Joey **is catching** an airplane to Spain.

Last year, Joey _____ an airplane to Spain.

6. My sister **likes** ice cream.

My sister _____ ice cream.

7. There **is** a cat in the yard sitting on the path.

There _____ a cat in the yard sitting on the path.

8. Tomorrow, I **am going to go** for a run.

Yesterday, I _____ for a run.




Adjectives

t r f u n s i g h t l y
 e e x u b e r a n t c q
 r n m s d t h d w e o d
 r a p i d q o o p c u e
 i a v b r h i r l e r r
 f c o l o s s a l a a e
 i w d y i s g b p n g d
 e x c i t a b l e c e l
 d q w r t d a e l i o i
 f g l e a m i n g e u w
 c l o z g r t i b n s e
 m i n u s c u l e t b b

adorable
 excitable
 gleaming
 unsightly

exuberant
 courageous
 bewildered
 terrified

colossal
 minuscule
 ancient
 rapid



Adjective or Adverb

Choose the correct word to complete the sentence.
Circle in blue if it is an adjective and green if it is an adverb.



The (quick / quickly) dog chased a squirrel in the park.



The child (quick / quickly) sprinted across the field.



Sofia (rare / rarely) played tennis anymore.



The (rare / rarely) object was displayed in the museum.



Peter was (careful / carefully) as he climbed the tree.



Priya (careful / carefully) carried a heavy jug of water into the kitchen.



The (noisy / noisily) parrots squawked as they flew.



The pupils played (noisy / noisily) on the playground.



Mr Chen (tight / tightly) tied his shoelace.



Sami complained that his shoes were too (tight / tightly).